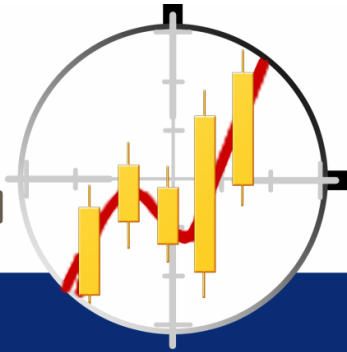


GUNNER 24

THE NEW PRECISION IN CHARTING



Frequently Asked Questions

About the GUNNER24 Forecasting System

Why do these forecasts work?

Is it actually possible to forecast the prices for the next 20 years?

Why are you making this solution available to the public?

How will I make money using this solution?

How long will it take me until I can successfully trade using the GUNNER24?

I am a beginner and I trade in stocks only occasionally. All of this looks very complicated to me. Why should I use it?

Why do you generate 25 squares instead of 20 or 30?

Using the GUNNER24 Software

Can I actually work with the freeware version?

How do I mark up the first initial impulse?

What are the differences between the freeware and the full version?

When I purchase your software, do I get help trying to learn your trading strategy?

How long have traders been using your software?

Can I really use this software for every type of chart? Even for my real time charting software or trading platform?

Which settings will I have to implement in my charting software to be able to work with GUNNER24?

What is the difference between the G24 and the G24e, the elliptic method?

The elliptic forecasting method does in fact make sense, but when do I use it? From the very beginning?

What should I do if the price leaves the GUNNER24 Setup your software dictates to me?

I work with bar charts! Why do you recommend candle stick charts?

Trading the GUNNER24 Setups

How do I trade the GUNNER24 Setups?

I have problems defining the exact initial impulse – can you assist me with that?

When will I have to create a new GUNNER24 Setup?

I find it impossible to manage some of the trading Setups you are describing. I'm losing money as a result. Please help me.

I can only trade the double arcs, but can't do the Gann Angles and the square lines – how can I improve my skills?

How will I know how the prices on the lines of the squares and the Gann Angles will react?

Can I place different Setups across each other?

[Trading with different time frames can sometimes prove to be very taxing. Isn't it enough to use just one time frame?](#)
[Could you please explain the definition of lost motion one more time?](#)
[Which stop and profit securitization strategies do you have?](#)
[I trade in 2-minute charts. Can I sue the GUNNER24 in conjunction with these?](#)
[I am currently trading in time frames that are different than those that you recommend – should I change my entire trading practice?](#)
[I use indicators in my trading activities? Can I do without them now?](#)
[7 Rules for those who intend to become wealthy using GUNNER24 – learn and earn!](#)

About the Website

[Do you provide streaming charts?](#)
[Are the signals in the Member Area in fact provided in real time?](#)
[Witch markets are covered?](#)
[Which stocks do you cover?](#)
[Where can I find a list of the indices that you provide?](#)
[What is the content of the complimentary newsletter?](#)
[How far back does your data go?](#)
[What payment methods do you accept?](#)
[I have no PayPal account - what now?](#)
[How do I register with PayPal?](#)

Becoming a Member

[Why should I become a member?](#)
[How much does it cost?](#)
[Do you protect my privacy?](#)
[Do you offer a free trial?](#)
[Do you provide e-mail alerts for your members?](#)
[Can I access my account from more than one computer at the same time?](#)
[Why can't I log in to my account anymore?](#)
[What's my username?](#)
[What's my password?](#)

Managing your Account

[What should I do now that I'm a member?](#)
[How do I change my e-mail address?](#)
[How do I change my username?](#)
[When does my membership expire?](#)
[How can I cancel my membership?](#)
[How do I update my credit card number or expiration date?](#)
[I received a "Payment Failed" notice from PayPal. What to do?](#)
[I signed up for your service several days ago but I have not received my username or password from you yet. What's going on?](#)

More GUNNER24 Services – Overview

[Complete GUNNER24 Trading and Forecasting Course](#)
[Download the GUNNER24 Forecasting Charting Software](#)

Disclaimer: All the reports, charts and content in the GUNNER24 web site are for educational purposes only and do not constitute trading advice nor an invitation to buy or sell securities. The views are the personal views of the authors and traders only and should be treated as such.

Why do these forecasts work?

Thousands and thousands of years ago, Pythagoras discovered the time and space are somehow connected by numbers. For a stock or an index this means, for instance, that the progressive angle and the amount of gains the price produces and the duration of the original movement do theoretically allow us to forecast the size and duration of the entire movement, down to the exact price, down to the day, the week, the hour or minute.

The GUNNER24 Forecasting Technique implements this approach in combination with all later developed mathematical insights by Gann, Elliot and Fibonacci in the form of a software system.

Is it actually possible to forecast the prices for the next 20 years?

Yes, it is. The forecast technique used by the GUNNER24 makes it possible to cover such long term forecasting time frames.

Why are you making this solution available to the public?

"Give and you will be given". This is how we think and how we intend to act. In our opinion, investors will be milked more than enough by governments and politicians. The GUNNER24 Technique will allow us to get our money back and make even more...

How will I make money using this solution?

Nobody will be able to honestly tell you that you will make money constantly if you trade or that you will make the same amount of money every month or attain the same performance levels. It is also impossible to predict that one trader will make the same profits as another one just because they use a system. All of this is simply not possible and it would be a marketing gimmick for us to make such claims.

Guaranteed systems, or mechanical systems that will allow you to attain the same performance as the system do in fact not exist. No one can ever participate in all trades at the same execution prices. This is why so many traders consider the GUNNER24 such a helpful tool. You will find the Setup quickly. The system puts you in a position to enter the market whenever you want to or whenever you have time. When you do, simply apply the GUNNER24 Trading Rules you understand and are able to verify.

How long will it take me until I can successfully trade using the GUNNER24?

You will set up this forecasting technique, which is based on the principles developed by W.D. Gann, R.N. Elliott and Fibonacci with two simple mouse clicks. Once you have done that you will immediately see the framework of the future price progression.

This simple programming has been designed specifically for your needs. However, it will take some time until you understand the system that drives the GUNNER24 and to use is properly so that you can actually trade profitably. We can't predict how long it will take you personally to acquire sufficient experience with the GUNNER24 Forecasting Method. This works differently for every individual and every trader based on his or her conduct and existing know-how.

I am a beginner and I trade in stocks only occasionally. All of this looks very complicated to me. Why should I use it?

Nothing comes from nothing! In addition to money and position management, psychological aspects (fear, greed, emotions), which you will have to keep under control at all times, you should definitely understand why GUNNER24 works the way it does.

The laws of geometry, which are based on the natural market vibrations, are not easy to comprehend. Nonetheless, they can be visualized on the basis of defined and computable rules. The GUNNER24 will show you how to interpret the movements of the markets, so that you can come to well-founded conclusions in reference to future movements, which will put you in a position to post trade.

Why do you generate 25 squares instead of 20 or 30?

We have determined that in more than 90 of 100 cases the movement based on the first GUNNER24 Initial Impulse is already closed after 5 squares in terms of both, price and time levels. Subsequently, a new initial impulse begins in terms of time, regardless of the direction it takes.

Using the GUNNER24 Software

- TOP


Can I actually work with the freeware version?

Yes, in comparison to the full version, the functions are indeed strictly limited. Nonetheless, you will have the option to trade with the freeware version. You can create the GUNNER24 Forecasting Setups using any chart available in your own charting software, from the Internet or a website, from your hard disk, network or the Intranet.

You can place GUNNER24 Forecasting Setups on any chart you are watching using this method, you can retroactively adjust it to the price progression and post trade according to the GUNNER24 Trading Recommendations.

How do I mark up the first initial impulse?

To set up the first initial impulse in the GUNNER24 Forecasting Charting Software, please proceed as follows:

1. Click on the icon for the GUNNER24 Setup .
2. Left mouse click the beginning of the initial impulse.
3. Keep your left mouse key pressed down and pull the cursor to the right until the first developed blue circular arc in the first square is flush with the other extreme point of the initial impulse.
4. Let go of the left mouse key and the GUNNER24 Forecasting Setup will now overlay your chart.

When you work with the GUNNER24 Up Setup, you will first have to mark up the low, the beginning of the initial impulse, and draw it to the top right until the developing blue circular arc is flush with the high of the initial impulse in the first square.

When you work with the GUNNER24 Down Setup, you will first have to mark up the high, the beginning of the initial impulse, and draw it to the bottom right until the developing blue circular arc is flush with the low of the initial impulse in the first square.

What are the differences between the freeware and the full version?

In comparison to the full version, the GUNNER24 Freeware Version has been reduced to the following features:

- Only 9 instead of 25 squares,
- Only 2 complete double arcs instead of 5 double arcs,
- Only half of the third double arc is depicted
- This version lacks the elliptic forecasting method of the GUNNER24 Setups, which would allow you to capture past price developments even more effectively and thus, to forecast the continued progression of the price even more precisely.
- This version does not reflect all potential turnaround points (time lines) of the GUNNER24 Setup.
- In the snap version, limited to 2 windows
- You can only start the GUNNER24 Freeware once. The full version, on the other hand, can be started as often as you wish, which allows you to use it on multiple monitors.
- The freeware only has limited printing, storage and drawing functions.

When I purchase your software, do I get help trying to learn your trading strategy?

To deepen your knowledge of the trading system using the GUNNER24 Forecasting Method and to allow you to develop and expand your trading success, you will find help functions and links to additional complimentary products and those that can be purchased in the menus of the forecasting software versions.

For instance, in the freeware, you will be able to click on a link that allows you to instantly upgrade to the full version of the GUNNER24 Forecasting Charting Software, and you can also download the latest trading manual free of charge. An overview of all available further education options for the GUNNER24 Forecasting Technique can be found on our product overview page www.GUNNER24.com/products/overview.

How long have traders been using your software?

This software is a revolutionary new development. Never before has it been possible to forecast the general conditions for the development of a market with such precision.

No other chart program available in the world today can offer such an accurate forecasting module.

We spent eight years on the development of GUNNER24. The first beta version was available by mid 2008 and it was provided to select traders for real time testing immediately after. They helped us develop the final version.

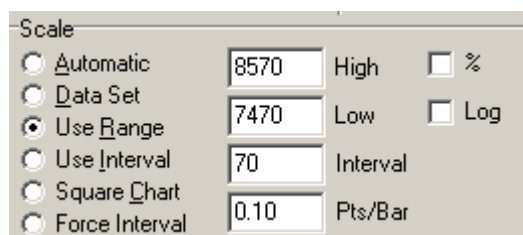
Can I really use this software for every type of chart? Even for my real time charting software or trading platform?

Yes, you can use both, the full version as well as the freeware version of the GUNNER24 Forecasting Charting Software to place it across any chart in your charting software.

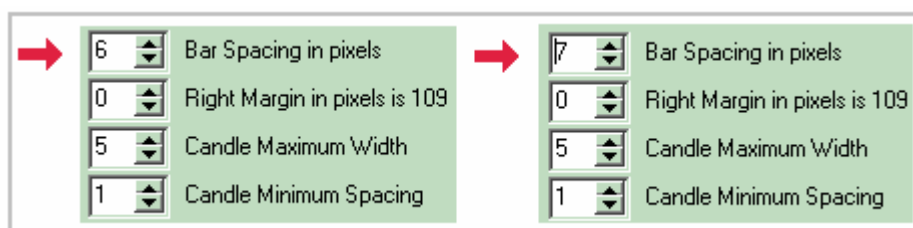
It does not matter whether you use the real time or end of day method. The overlay version allows you to trade in real time. The snap version allows you to perform long term analyses more effectively and makes it possible to compare charts with each other.

Which settings will I have to implement in my charting software to be able to work with GUNNER24?

Make sure that the charts in your charting software do not scale automatically when you are scrolling or moving them around. Always work in your chart with a fixed price range. This will give you the certainty that the depiction candlesticks do not move in terms of height because they have to adjust to an automated price range.



Use linear charts only! You should set up the bar spacing between 6 and 7 pixels. Set up the candle width to 5 pixels and the candle distance to 1 pixel.



What is the difference between the G24 and the G24e, the elliptic method?

The cycle definition based on a 360° circular rotation, moves very close to the actual cycle patterns. Mathematically it is best described as an excerpt from a cone, usually called an ellipse. Consequently, the full version of the GUNNER24 Forecasting Software does have two different Setup approaches. In the freeware version you can approach the Setups with the circular arc. To fine tune the forecasts, you can additionally use the G24e, i.e. the elliptic method of the GUNNER24 Setup.

The elliptic forecasting method does in fact make sense, but when do I use it? From the very beginning?

No, you should use the elliptic GUNNER24 Setup only once the prices go through the 3rd or 4th square. Only at this point will you have sufficiently certain indices from the past to forecast with greater precision.

What should I do if the price leaves the GUNNER24 Setup your software dictates to me?

In the event that you should determine that the price in your chosen GUNNER24 Setup surpasses 25 squares or the 5 double arcs – which happens most frequently in the 1-minute and 5-minute charts – remember, the geometrics of the market still apply, although they are not being depicted by the GUNNER24 Forecasting Software. In such cases, you will have to activate the setting Shorter Bars in your charting software so that the candlesticks are minimized. You will also have to recreate your Setup.

I work with bar charts! Why do you recommend candle stick charts?

You should always apply GUNNER24 to candle stick charts and linear charts, because the existing charting software distorts both time units as well as pricing units when used with bar charts, P&F charts, line charts or logarithmic and percentage based charts.

How do I trade the GUNNER24 Setups?

A complete GUNNER24 Setup makes possible nearly 40 trading entry options. For a complete overview as to when and based on which rules and targets you will have trading entry options at your disposal, please get the [new eBook 200 GUNNER24 Trading Setup Examples](#).

I have problems defining the exact initial impulse – can you assist me with that?

The entire price forecast is impacted on the one hand by the price range and on the other hand by the time frame of the first initial impulse. In 85% of all cases, the latter spans 1, 2, 3, 5, 8, 13 or 21 etc. time units.

Only in exceptional cases (about 15%) can the GUNNER24 Initial Impulse be set up at the absolute high during the absolute low or in the proximity of one of these Fibonacci numbers. Example: If you have counted, for instance, 10 or 11 candles (i.e. the number is just as close to 8 as it is to 13), you will have to use these 10 or 11 candles.

When will I have to create a new GUNNER24 Setup?

If you are not absolutely certain about the start of the current Setup, you can find the current Setup if you use the following trick. Search for the absolute high in the past or the lowest low, for that matter, and set the pertinent initial impulse in this environment.

In the GUNNER24 Setup that is created as a result, the price will frequently turn around the third or fifth double arc. This is, after all, where the time impact of the double arcs ends. Now delete the old Setup and create the new Setup at the last turning point.

I find it impossible to manage some of the trading Setups you are describing. I'm losing money as a result. Please help me.

The cardinal rule: Only trade what you truly understand and what you feel good about. Use the trading rules of the GUNNER24 that you understand and know how to use because you can track them. Trade states that recur again and again, or trade only in your favorite market, using the GUNNER24, but do it for many hours every day. If you prefer to restrict yourself to long trades and feel better about those ... why not?

I can only trade the double arcs, but can't do the Gann Angles and the square lines – how can I improve my skills?

Whenever the price reaches one of the lines in the GUNNER24 Squares or a Gann Angle, time and price have reached a critical mathematical interdependency, because that is where the emotions of the price points bundle in a price for a specific period of time. In such cases, a strong trend toward a turnaround will always arise.

However, if the turnaround does not occur and the lines and angles are broken through, the tendency for the trend to continue is very strong. All lines of all GUNNER24 Squares as well as the Gann Angles are first and foremost critical resistance and support lines.

They are treated in the same manner as trend lines. All procedures that can be applied to trend lines can also be applied to them. [All of the mysteries surrounding the Gann Angles and square lines are solved here.](#)

How will I know how the prices on the lines of the squares and the Gann Angles will react?

Whenever the price meets the Gann Angles, horizontal and diagonal lines (all trend lines) or the arcs, a change in the trend is about to occur. For you this means that the price may be thrown back, i.e. it will change direction.

It can also mean that the existing trend will be subject to a momentum change as a result of the acceleration of the existing trend. As traders, it is our job to recognize the price patterns and to trade accordingly.

Can I place different Setups across each other?

Yes, that's always possible within the same time frame. Especially if you are using minute-time frames you will find that the combination of two different GUNNER24 Setups can deliver astonishing signals.

Trading with different time frames can sometimes prove to be very taxing. Isn't it enough to use just one time frame?

One time frame is certainly plenty – provided you correctly identify the first initial impulse in it. However, looking at different time frames is very helpful and aims at recording the general trend.

Could you please explain the definition of lost motion one more time?

You should assume that a final breakage of the lines and arcs developed by the GUNNER24 Forecasting Software has in fact occurred when this breakage happens on the basis of the final price taking the lost motion (price range by which a resistance or support line can be exceeded or undercut without actually breaking the former) into account.

You will find it expedient for your trading activities to set the range of the current candle at the ratio of the past 5 to 10 lost motions. If the current candle does break through the high or low of the most recent above average lost motion candle at the final price basis of the current horizontal or diagonal line, arc or double arc, you will have to presume that an actual breakage has occurred.

Which stop and profit securitization strategies do you have?

If you start a new GUNNER24 Setup, the stop loss is always equivalent to the most recent high or low. As your trading Setup progresses, you should set the stop loss at the double arcs, trend lines of the squares and at the Gann Angles, taking the lost motion into account.

Given that the complete GUNNER24 does offer you numerous options to trade, you should only trade what you see for yourself and what you feel certain about. Tip for beginners: It is critical for you to get the start of the Setup right and to trade the breakthrough on the first arc and the first square in the direction of the GUNNER24 Setup.

Profit securitization strategies: Work with the targets within the pertinent Setup. The targets are the double arcs or the horizontal lines of the superior squares. Always pull your stop behind expediently whenever a double arc has been broken in the direction of the original Setup.

I trade in 2-minute charts. Can I sue the GUNNER24 in conjunction with these?

Yes, all markets are subject to the symmetries of the market. In some time frames these symmetries are simply easier to spot. In our opinion, it is best to follow the recommendation we have made: Simply compare the results the GUNNER24 delivers in 5-minute or 1-minute charts with your preferred Setup. If the GUNNER24 even gives you an inkling of greater confidence, you should use it.

I am currently trading in time frames that are different than those that you recommend – should I change my entire trading practice?

No. What you should do is test, test, test and test again. Otherwise you will get stuck. Nobody here insists that they have found the golden key. Neither do we.

The time frames we recommend are based on our experiences with the GUNNER24 Method. From our point of view, depending on the investment horizon, they simply deliver the most meaningful signals and thus, if you consistently comply with the trading rules, deliver the best trading results.

I use indicators in my trading activities? Can I do without them now?

No, there is no need to forego their use. If you have been working with your system for a long time, you should in fact familiarize yourself with the GUNNER24 first and integrate it into the trading method you have used to date.

The precision of the GUNNER24 Method increases if indicator divergences (RSI, Stochastic) or crossovers (Stochastic, MACD, etc.) arise on the time lines or double arcs. At this point you might realize that the GUNNER24 Forecasting Software is indeed changing all of your trading patterns and that you are working with it completely autonomously.

7 Rules for those who intend to become wealthy using GUNNER24 – learn and earn!

There are only 7 rules you should always keep in mind when trading with the GUNNER24 Forecasting Technique

- Learn to identify and count the initial GUNNER24 Setup – you will get a proper feeling about it in just 1 Hour
- Trade always the second breakout attempt of the first arc – and catch the whole move – 70% big winners
- Always trade the second breakout attempt of the first square – 65% winners
- Expect trend changes at the 3rd and 5th double arc and initiate a new GUNNER24 Setup – 80% accurate
- Learn to trade at the double arcs – you will be the GUNNER24 Master
- When one double arc is broken – the next double arc will be reached – 80% accurate
- Before you trade, think about the stop loss and place it first

Do you provide streaming charts?

Streaming charts are interactive charts that are created in the user's computer using data from a custom data feed. Auto-refreshing charts are charts created by a web server that automatically get updated after a specified period of time.

GUNNER24 does not provide true streaming charts at this time however we do provide auto-refreshing charts to our members.

Are the signals in the Member Area in fact provided in real time?

We deliver all GUNNER24 Setups on our website and in the Member Area on the basis of real time prices, so that you can instantly post trade all Setups without delays.

Which markets are covered?

In the GUNNER24 Setup Box on the start page and on additional pages found at www.GUNNER24.com you will be able to see all of the markets we are also watching in the Member Area and forecasting for you.

In our opinion, we are watching the most interesting international markets. However, over time, do take the liberty to change the markets we are monitoring. This will of course always also be based on selfish reasons – after all we are trading these markets personally in our trader team.

Which stocks do you cover?

At this time our Member Area does not yet cover any stocks. However, the complimentary newsletter shows interesting Setups for stocks.

Where can I find a list of the indices that you provide?

In the always up-to-date GUNNER24 Setup Box on the top right-hand side of the website start page you will, among other things, see all indices we are watching.

The public can only view the current monthly, weekly, daily and 4-hour Setups in real time. Only the closed Member Area gives members access to all of the GUNNER24 Setups we deliver in the time frames we are watching.

What is the content of the complimentary newsletter?

The weekly GUNNER24 newsletter will be delivered with forecasts compiled over the weekend for the international stock markets, currencies and commodities.

We also present Gann, Elliott and other technical analysis methods that work well with GUNNER24 and that aim at improving the trading results. The newsletter also delivers information on advanced GUNNER24 Setup Ideas.

How far back does your data go?

For the monthly Setups we publish along with the charts in the Member Area, the 10-year database we have reserved for you there is usually sufficient.

For the GUNNER24 Setups we compile in conjunction with the [Commissioned Charting Forecast](#) also on an annual and 4-year basis, we can, if required, access historic pricing information that dates back to the past 200 years.

What payment methods do you accept?

You can use your bank accounts and Visa, MasterCard, Discover, and American Express to fund your payments.

I have no PayPal account - what now?

If you would like to order a product from us or become a member, you will have to send us your order. You do this by clicking on the order button. Once you have clicked it, you will automatically be redirected to the PayPal start page.

If you do not have a PayPal account yet, you will have to click on New to PayPal? Sign up to create your new PayPal account. Simply follow the PayPal instructions until your new account has been created and released. Once this is the case, we will be able to process your order.

How do I register with PayPal?

Click here <https://www.paypal.com> to be redirected to PayPal's secure site. Next, click on New to PayPal? Sign up on the left-hand side to create your new PayPal account. Simply follow the PayPal instructions until your new account has been created and released.

Becoming a Member

- TOP

Why should I become a member?

The decision as to when a new GUNNER24 Setup is developing is always made by two members of our trader team (we call it the 4-eye principle). Once the decision has been made, the Setup signal is immediately visually integrated into the Member Area in chart form.

The Member Area is the only place where you can see the current GUNNER24 Forecast in the pertinent monitored market in the respective time frame in candlestick chart format. A sound alert draws the attention of all members to a new Setup in the Member Area.

All GUNNER24 Setup Boxes are updated simultaneously with the chart compilation of the new GUNNER24 Setup in the Member Area. The GUNNER24 Setup Table in the public area of the website is updated at the same time. However, it shows only the current monthly, weekly, daily and 4-hour Setups in table format.

How much does it cost?

Our membership is \$99 US/mo or 79 €/mo. There is a significant discount available if you sign up for 3 months at once. See <http://www.GUNNER24.com/products/overview/> for a complete listing of our prices.

Do you protect my privacy?

We value your privacy. GUNNER24 will never give your personally identifiable private information to other companies, organizations or individuals. Period.

GUNNER24 is also committed to permission-based e-mail marketing practices, and as a result has established this zero-tolerance Anti-Spam Policy. GUNNER24 does not absolve the transmission, distribution or delivery of any undemanded bulk or undemanded commercial e-mail.

Do you offer a free trial?

Yes, for the 1 month and the 3 months membership we offer a 7 day free trial period.

Do you provide e-mail alerts for your members?

No. At this time we are still convinced that our customers and members should work hard to investigate all aspects of this forecasting method and to learn it inside out. Moreover, we want them to get actively involved in its further development... that's the objective of the GUNNER24 Forecasting Software.

A mere e-mail signal service for our members, which would deny them the opportunity to completely comprehend the GUNNER24 Method, is not what we are interested in. After all, we are just finding out what the concept of fast money can do in our world.

Can I access my account from more than one computer at the same time?

No. But you have access from every computer with internet connection you use.

Why can't I log in to my account anymore?

You may have entered your username or password incorrectly. Your username should be the e-mail address we have on record for your account. Re-enter your information carefully and try again.

Check to make sure you are using the correct password. If you have forgotten your password, you can use the form on www.GUNNER24.com/login/account-information/ to have it sent to you again.

What's my username?

Your username is usually the e-mail address that you used when you ordered the membership. When entering it in the login box, be sure to enter the entire address include the "@" and your ISP or company name.

What's my password?

Your password is initially set by us and sent to you via e-mail. If you forget your password, you can use the form on www.GUNNER24.com/login/account-information/ to have it sent to you again.

Managing your Account**- TOP****What should I do now that I'm a member?**

Your first stop should be our printable [FREE GUNNER24 Trading Manual V 1.3](#). It is designed to get you up to speed quickly with the GUNNER24 Trading Setups.

Within the member area on the top you will find additional tips and detailed introductions how to handle the GUNNER24 Member Area. To ask us questions, follow the instructions on our [Feedback page](#).

How do I change my e-mail address?

You can change your e-mail address by logging into your PayPal account, click on "Profile", then "Email". You will need to add the new e-mail address, confirm it and set it as the "primary" e-mail address before being able to remove the old primary e-mail address.

How do I change my username?

Your username is your e-mail address. In most cases this e-mail address is your "primary" PayPal e-mail address. You can change your e-mail address by logging into your PayPal account, click on "Profile", then "Email".

You will need to add the new e-mail address, confirm it and set it as the "primary" e-mail address before being able to remove the old primary e-mail address.

When does my membership expire?

Your membership is renewed automatically after the period is complete unless you cancel your membership. Of course, you can cancel your membership at any time.

How can I cancel my membership?

Log in to your PayPal account and go to the "History" subtab of the "My Account" tab. Choose "Subscriptions" from the drop-down "Show" menu and press the "Search" button. Choose the GUNNER24 subscription, and click on its "Details" link. You will be taken to a Transaction Details page and click on the "In reference to", this will open a Subscription Details page from which you may cancel your subscription. Cancelling your subscription will immediately stop all future scheduled payments for this subscription.

How do I update my credit card number or expiration date?

You can add or update your credit card by logging into your PayPal account, click on "Profile", then choose the "Credits Cards" link from the Financial Information column.

If your subscription failed because you need to update your credit card expiry date, you may be able to update it by clicking the 'Edit' button next to it. Otherwise, add a new credit card, by clicking on the 'Add' button. Follow the on-screen instructions to add the new credit card to your PayPal account.

I received a "Payment Failed" notice from PayPal. What to do?

PayPal will retry two more times before cancelling your subscription, giving you enough time to [login to PayPal](#) to rectify the funding source for the subscription.

The problem is usually simply that the expiration date needs to be updated for one of the credit cards you have on file in your PayPal account.

I signed up for your service several days ago but I have not received my username or password from you yet. What's going on?

Chances are our message with your account information was intercepted by a "Spam Filter" associated with your e-mail account.

We recommend that you first check for our message in any Spam or Junk Mail folders you may have. If it is not there, you can automatically request your account information by entering your e-mail address in the form on [this page](#).

If your e-mail address isn't recognized, please let us know and we will investigate further.

More GUNNER24 Services – Overview – click on the links below to get more information

[Subscribe for your FREE GUNNER24 Newsletter now](#)

For your investigations of the published past GUNNER24 Newsletters [click here](#)

[Download the newly released FREE
GUNNER24 Trading Manual V 1.3](#)

Detailed GUNNER24 Action Sheet - [Focus completely on
just one thing: Successful trading!](#)

Trading Manuals - [Overview](#)

GUNNER24 Products - [Overview](#)

[Membership – 7 day RISK FREE TRIAL](#)

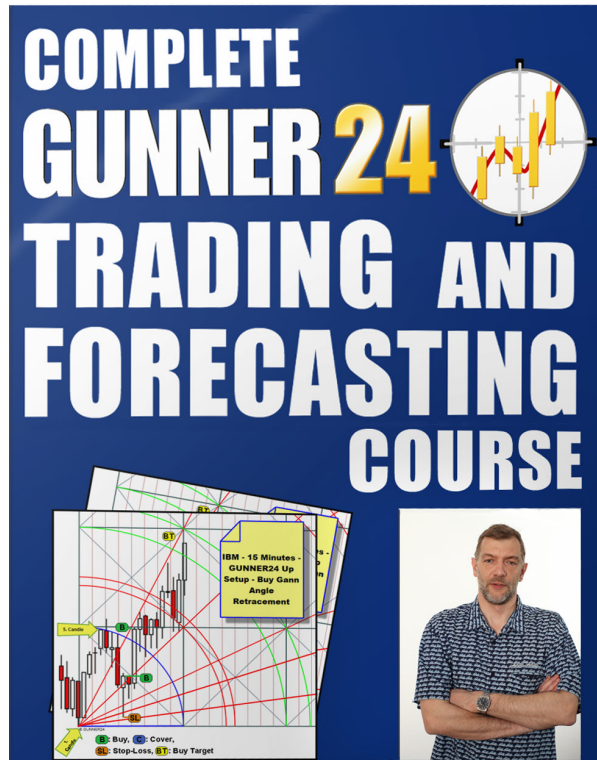
[Commissioned Charting Forecast – 20 to 50-year price
forecasts](#)

[Contact us or send
feedback](#)

[GUNNER24 Members –
Please Login here](#)

[Why do these forecasts
work?](#)

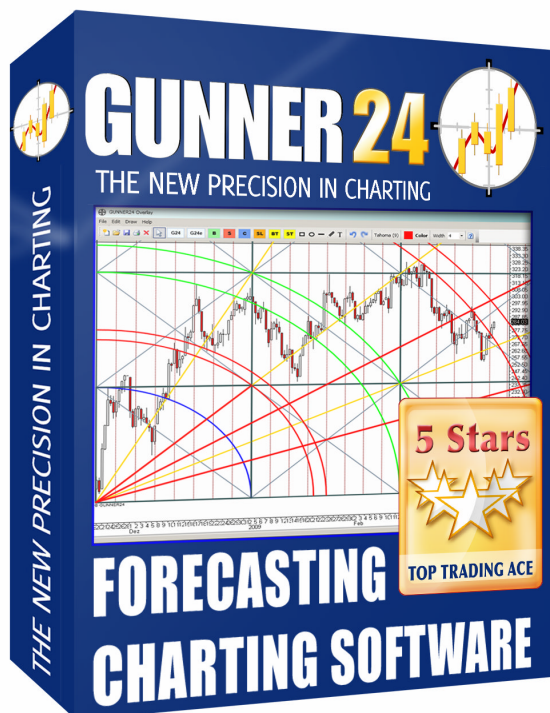
[Complete GUNNER24 Trading and Forecasting Course](#) – learn to use a forecasting technique that produces 70% winner trades



This course describes the GUNNER24 Forecasting Method in detail. It was developed by two experienced traders in conjunction with their own trading activities. The combination of different time levels, the GUNNER24 Impulse Wave Technique and the recurring price patterns discovered again and again throughout the years, put at your disposal precise trading signals that will translate into true prosperity if they are used consistently and in the absence of emotion-driven decision-making.


Among other things, you can apply the GUNNER24 Forecasting Technique to the following national and international markets: Stocks, indices, currencies, commodities, futures, bonds, metals. The GUNNER24 Setups will show you precisely whether you should focus on short term trades, swing trades, or intermediate term trades. [Click and order!](#)

[GUNNER24 Forecasting Charting Software](#)



The GUNNER24 Forecasting Charting Software will show you a completely new and highly successful cycle technique. You will recognize turnarounds with bull's eye precision in advance and, most importantly, you will also be able to see at which price levels the cycles will in fact change. After a brief period of learning, you will already have developed the skill to anticipate market movements. The special GUNNER24 Cycle Technique will open your thinking to a completely novel approach. You will identify milestones of paradigm shifts that have absolutely nothing in common with the conventional and obsolete cycle technique. They are absolutely innovative and have not yet been discovered. [Order NOW!](#)

Copyright © 2009 Eduard Altmann

Developed and released by  ®

All rights reserved. Developed and released in Germany. Permission is granted for this material to be shared for non-commercial, educational purposes, provided that this notice appears on the reproduced materials, the full authoritative version is retained, and copies are not altered. To disseminate otherwise or to republish requires written permission from GUNNER24.

This publication is designed to provide accurate and authoritative information with regard to the subject matter covered. It is published with the understanding that the publisher is not engaged in rendering legal, accounting, or other professional advice. If legal advice or other expert assistance is required, the services of a competent professional person should be sought.

© 2009 GUNNER24. All rights reserved. GUNNER24, the GUNNER24 Logo, the GUNNER24 Forecasting Method, the GUNNER24 Forecasting Technique, the GUNNER24 Impulse Wave Technique, the GUNNER24 Initial Impulse and the GUNNER24 Websites are either registered trademarks or trademarks of GUNNER24 in Germany and/or other countries.